

2010 Lighting Rebate

Instructions for completing the NE&C LIGHTING Rebate Worksheet

General Note:

1. This application is for new high efficiency lighting fixtures, systems and controls.
2. Cutsheets/specifications including photo metric tables must be submitted and reviewed by the utility to verify compliance with technical requirements.
3. Invoices will be required for payment of rebates
4. The rebate, in conjunction with all other sources of funding, cannot exceed the total project cost.

Eligibility Requirements:

1. Each lighting efficiency measure must meet the efficiency and technical specifications found in Tables A and B. Fixture efficiency ratings can be found on fixture photometric reports, and is the total % lamp lumen output in the 0 to 90 degree range for direct fixtures and 0 to 180 degree range for direct/indirect found in the Zonal Lumen Summary
2. Lighting efficiency requirements are intended to reduce the lighting system's energy demand and consumption while delivering quality lighting in accordance with IES recommended lighting guidelines.
3. Each fixture or system must operate a minimum of 1000 hours of use annually.
4. When replacing ballasts, follow manufacturer's installation and wiring guidelines
5. Minimum watts for prescriptive control measures is the average total watts controlled per controller.
6. The rebate offer is not valid unless signed and dated by the Utility Representative. The Customer accepts the Utilities rebate offer and agrees to the Terms and Conditions of the Utility by signing in the pre-approval offer block.
7. Outdoor lighting will be considered as a custom measure & must pass benefit cost test to be eligible for an incentive.

Proposed Lighting System - Pre-Installation Requirements

1. Review eligibility requirements.
2. Review specifications for the proposed equipment to confirm it meets the minimum efficiency requirements, if available.
3. Complete the lighting or lighting controls rebate worksheet as described below.
4. Fill out a separate line for each unique combination of proposed Measure Code, Fixture Code (see Table B) and hours of operation.
5. Fill out a separate line for each lighting control measure including control description, quantity of fixtures controlled, and hours of reduction for each device proposed (refer to Table A for measure code and rebate amount).
6. Hours of operation are the estimated annual hours that the particular fixture(s) actually operate. Try to be as specific and accurate as possible. Note that fixture operating hours are not necessarily the same as the facility operating hours.
7. Add up the Total Rebate columns for each of the two tables. The Rebate Total boxes cannot exceed the total equipment costs.
8. Add the Lighting Total and the Control Total in the Grand Total box. The front of the application is to be filled out by the utility.

2010 Lighting Rebate

Explanation of how to fill out table:

NE&C LIGHTING REBATE WORKSHEET							
Item	Measure Code	Fixture Code	Fixture Description	Quantity of Fixtures (A)	Annual Hours of Operation	Per Unit Rebate \$ (B)	Total Rebate (\$)
<i>Ex.</i>	31	3F32EEL	3L4T8EE/EEE	34	4,200	\$15	\$510
	<i>See Table A</i>	<i>See Table C</i>	<i>See Table C</i>	<i>Amount of fixtures to be installed</i>	<i>From Customer or Utility Representative</i>	<i>See Table A</i>	<i>A x B</i>

Explanation of how to fill out table:

LIGHTING CONTROLS REBATE WORKSHEET								
Item	Lighting Control Measure Code	Lighting Control Description	Quantity (A)	Lighting Fixture Code	Quantity of Fixtures	Annual Hours of Reduction	Per Unit Rebate \$ (B)	Total Rebate (\$)
<i>Ex.</i>	61	Occ. Sensor	6	3F32EEL	12	1,050	\$50	\$300
	<i>See Table A</i>	<i>See Table A</i>	<i>Amount of controls to be installed</i>	<i>New fixtures that will be controlled – Table C</i>	<i>Quantity of fixtures being controlled</i>	<i>From Customer or Utility Representative</i>	<i>See Table A</i>	<i>A x B</i>

Post-Installation

Utility Representative must verify that:

1. The new energy efficient lighting fixtures, systems and controls types have been installed and are energized.
2. The lighting fixtures, systems and controls match the manufacturer's information represented on the rebate application. If the lighting fixtures, systems and controls have changed from what was approved for the initial rebate offer, the substituted equipment specifications must be submitted and reviewed by the utility to verify compliance with technical requirements and approved before a rebate is considered.
3. The invoice or proof of payment has been submitted.
4. The Utility Representative & Customer have signed / dated the post installation inspection block on the rebate form.

Measure Specific Documentation Requirements

1. All lighting fixtures and controls require an invoice showing fixture manufacturer, model, and number of lamps, ballast specifications (if applicable), fixture quantities and costs.

LED Specific Documentation Requirements

1. LED prescriptive incentives are only provided on qualified LED fixtures listed on Energy Star's, Designlights or the utilities' websites. For fixtures not listed on the websites, manufacturers are encouraged to submit the required LED fixture information to either Energy Star for categories shown on their website or to DesignLights for categories shown on their website. For LED products without categories the manufacturer shall submit their LED fixture information including the required test information shown on Designlights' website to their utility for review. For more information see www.energystar.gov and www.designlights.org

2010 Lighting Rebate

Fluorescent Ballasts and Installation Guidelines

For customers participating in New Hampshire's new equipment and construction lighting rebate program, the following equipment specifications and installation guidelines are recommended. These guidelines are not requirements for receiving rebates, but have been compiled to help inform our customers so they achieve the energy savings calculated under our programs and maintain quality installations.

1. Must meet all applicable current Federal and State efficiency standards.
2. Total harmonic distortion (THD) of 20% or less. THD is a measure of the distortion of an electrical wave form (sinusoidal wave) expressed as a percentage. Excessive THD may cause adverse effects to the electrical system and may interfere with electronic equipment.
3. UL Listed, National Electrical Code Section 410.
4. Power factor \geq 90% (considered high power factor devices). Power factor is a measure of the effectiveness with which an electrical device converts volt-amperes to watts.
5. Lamp Current Crest Factor (LCCF) is the ratio of peak lamp current to the RMS (average) lamp current. Lamp manufacturers require a LCCF of less than 1.70 in order to achieve full lamp life.
6. For outside or cold weather operation, ballasts with a 0 degree F rating should be used. Indoor operation ballast is typically rated for 50 degree F operation.
7. Ballast shall operate at a frequency above 40,000 Hz.
8. Ballast shall meet (FCC 47 CFR Part 18 Non-consumer) for EMI/RFI ensuring suitability for commercial and industrial installations.
9. Ballasts should be installed with the appropriate lamp size and number of lamps that the ballast was designed for to maintain the above specifications and project savings.

Examples:





- a. A two (2) lamp fixture should have a 2 lamp High Performance / Reduced Wattage (HP/RW) ballast installed, not a 3 lamp ballast. A three (3) lamp ballast can power 2 lamps; but will draw more energy, could have higher harmonic distortion, and may affect lamp life.
 - b. HP/RW ballasts designed to power 4', 3' or 2' HP/RW T8's lamps are most efficient when powering the 4' HP/RW T8's. That ballast will use more energy and have higher harmonics when used with 3' or 2' lamps rather than a ballast designed specifically for 3' or 2' lamps.
10. Manufacturer should provide a minimum 3 year warranty, or preferably a 5 year warranty. Some manufacturers will also provide a labor cost reimbursement for defective ballasts requiring replacement while under warranty.



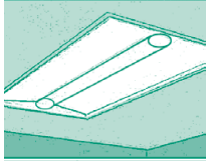
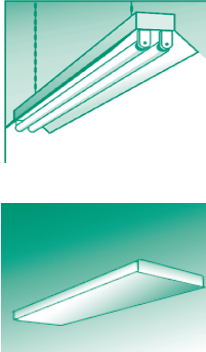
2010 Lighting Rebate



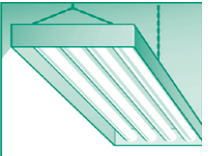
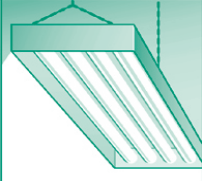
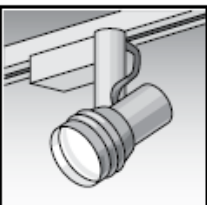
Lighting Fixtures and Systems - Efficiency Improvement Opportunities





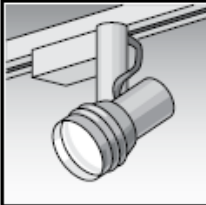
This table lists the rebates available for energy efficient lighting improvements. All new fluorescent fixtures must have High Performance or Reduced Wattage (HP/RW) lamp & ballast systems or a T5 lamp and ballast systems to be eligible for fluorescent rebate.

Table A: NE&C Lighting System Rebates

Product Code	Measure Description for New Fixtures	Per Fixture Incentive	Eligibility Criteria	
10 ♦	Fluorescent Fixtures with High Performance or Reduced Wattage (HP/RW) lamp & ballast systems or a T5 lamp and ballast system.	\$10	Each new fixture is composed of a ballast and 1, 2, 3 or 4 lamps. Only one incentive may be counted per fixture. Only fixtures with HP/RW 4' T8 or 4' T5 lamps are eligible. This also applies when HP/RW ballasts are used with non 4' lamps (2', 3', U bents, cold apps.).	
30A ♦	High Efficiency 2 lamp Prismatic Lensed Fluorescent Fixtures 2x2 or 2x4	\$20	Overall fixture efficiency must be \geq : - 83% for 2x4 prismatic lensed fixture with two T-8 or T-5 lamps; - 75% for 2x2 prismatic lensed fixture with two T-8 or T-5 lamps (Biax lamps are not eligible).	
30B ♦	High Efficiency 2 lamp Parabolic Fluorescent Fixtures 2x2 or 2x4	\$25	Overall fixture efficiency must be \geq 80% for: - 2x4 fixture with parabolic louver (2" to 3" deep cells) with two T-8 or T5 lamps; - for 2x2 fixture with parabolic louver (2" to 3" deep cells) with two T-8 or T5 lamps (Biax lamps are not eligible).	
30C ♦	High Efficiency 2 lamp Recessed Indirect/Direct Fluorescent Fixtures 2x2 or 2x4	\$25	Overall fixture efficiency must be \geq : - 75% for 2x4 recessed indirect/direct fixture with two T-8 or T-5 lamps; - 75% for 2x2 recessed indirect/direct fixture with two T-8, T-5, or T5HO lamps (Biax lamps are not eligible); - 80% for 2x2 advanced glare reducing diffuser fixture with one or two T-8, T-5, T-5HO lamps (Biax lamps are not eligible).	

Product Code	Measure Description for New Fixtures	Per Fixture Incentive	Eligibility Criteria	
31 ♦	High Efficiency 3 lamp Fluorescent Fixtures 2x4	\$15	Overall fixture efficiency must be \geq : - 83% for 2x4 prismatic lensed fixture with three T-8 or T-5 lamps; - 75% for 2x4 fixture with parabolic louver (2" to 3" deep cells) with three T-8 or T5 lamps; - 70% for 2x4 recessed indirect fixture with three T-8 or T-5 lamps; Eligible fixtures are limited to 3 lamps with a low power ballast factor < 0.80.	
33 ♦	High Efficiency Indirect Low Glare Pendant Fluorescent Fixtures Note: Advanced glare reducing diffuser fixtures are designed to redistribute direct lumens via a refractor (glare reducing lens) to fill the entire volume of space with light without glare or the cave effects of traditional downlights.	\$30	Overall fixture efficiency must exceed: - 80% for an Indirect pendant fixture with two T-8 or T-5 lamps or one T-5HO lamp. Fixtures may have a down-light component of no greater than 45%. Fixtures with a down-light component must incorporate glare limiting louvers or a perforated cover shielding the lamps. Ceiling finish must be white and unobstructed	
34 ♦	Advanced Recessed Fluorescent Fixtures 1x4 or 2x4	\$35	Overall fixture efficiency must be \geq 85% for: - 2x4 advanced glare reducing diffuser fixture with one or two T-8 or T-5 lamps, or one T-5HO lamp; - 1x4 advanced glare reducing diffuser fixture with one or two T-8 or T-5 lamps, or one T-5HO lamp.	
41 ♦	Industrial/Commercial Fluorescent Fixtures – 4 ft. and 8 ft. Fixtures	\$20	Overall fixture efficiency must be \geq : - 85% for Industrial Reflector fixture with T-8 or T-5 lamps; - 83% for Commercial Grade Wraparound fixture with one or two T-8 or T-5 lamps. Applies to fixtures installed \leq 16 feet above the floor. Up to 20% up-light as an integral fixture feature. Fixtures with T-8 or T-5 lamps, each fixture is composed of a ballast and 1, 2, 3 or 4 lamps. Only one incentive may be counted per fixture. Eight foot and multiple fixtures served by a single ballast are only eligible for one incentive.	

Product Code	Measure Description for New Fixtures	Per Fixture Incentive	Eligibility Criteria	
44 ♦	Clean Room Rated Fluorescent Fixtures 1x4 or 2x4	\$30	Overall fixture efficiency must be \geq : -75% for Clean Room fluorescent fixture with up to three T-8 or T-5 lamps. To be eligible for incentives, fixtures must be installed in a clean room rated environment.	
23	Dimmable Compact Fluorescent Fixture	\$15	To be eligible for incentives, all fixtures must be hard-wired and have electronic dimming ballasts with <33% THD. All long tube CFL or Biax fixtures are eligible under this measure category.	
56 ♦	High Intensity Fluorescent Fixtures (HIF) for Low Bay Applications (\leq 210W)	\$30	Minimum wattage is 111 Watts, Maximum wattage is 210 Watts. T8 systems used for low bay interior fixtures must have HPT8 lamps with High Ballast Factor ballast or T-5's systems. Fixtures must meet a min. fixture efficiency of 88% unless the application has a special lens or fixture requirement. Recommended mounting height \geq 16 +/- feet above the floor. High Intensity Fluorescent fixtures incorporate a number of lamp technologies that include T-8, T-5, T-5HO and compact fluorescent..	
57 ♦	High Intensity Fluorescent Fixtures (HIF) for High Bay Applications ($>$ 210W)	\$50	Minimum wattage is greater than 210 Watts. T8 systems used for high bay interior fixtures must have HPT8 lamps with High Ballast Factor ballast or T-5's systems. Fixtures must meet a min. fixture efficiency of 88% unless the application has a special lens or fixture requirement. Recommended mounting height \geq 20 +/- feet above the floor. High Intensity Fluorescent fixtures incorporate a number of lamp technologies that include T-8, T-5, T-5HO and compact fluorescent.	
70	Metal Halide Specialty Lighting Fixtures with Electronic Ballast	\$35	Metal Halide Specialty Fixtures maybe track, recessed or surface mounted and used for high quality display type lighting. Fixtures range from 20 to 100 watts. Must be approved by UL or similar agency.	


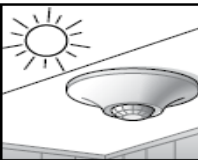




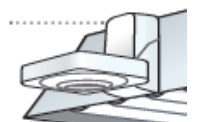
Product Code	Measure Description for New Fixtures	Per Fixture Incentive	Eligibility Criteria	
80	LED Downlight Fixtures	\$30	This incentive only applies to hardwired LED fixtures on Energy Star's list (for more information see www.energystar.gov)	
82A	LED Cooler or Freezer Case Fixtures – 5' Fixture	\$30	Eligible LED Cooler and Freezer Case fixtures are required to be listed on Energy Star, DesignLights Consortium or their utility's websites. (for more information see www.energystar.gov and www.designlights.org)	
82B	LED Cooler or Freezer Case Fixtures – 6' Fixture	\$45	Eligible LED Cooler and Freezer Case fixtures are required to be listed on Energy Star, DesignLights Consortium or their utility's websites. (for more information see www.energystar.gov and www.designlights.org)	
83	LED Low Bay Fixtures Garage fixtures	\$100	Only LED Low Bay fixtures installed in 8,760 hour applications are eligible for this incentive and must be listed on Energy Star, DesignLights Consortium or their utility's websites (for more information see www.energystar.gov and www.designlights.org)	
84	LED Track Heads	\$35	LED track heads fixtures hardwired installations only, replacement lamps not eligible. Eligible fixture are required to be listed on Energy Star, DesignLights Consortium or their utility's websites. (for more information see www.energystar.gov)	

Product Code	Measure Description for New Fixtures	Per Fixture Incentive	Eligibility Criteria	
◆			<p>Note: 4ft straight tube T8 lamps and ballasts must meet the Consortium for Energy Efficiency’s High Performance/Reduced Wattage (HP/RW) T8 specifications except where otherwise noted. For eligibility requirements and a list of eligible lamps and ballasts, log onto CEE’s web site at www.cee1.org. Log onto the NH Electric Utilities’ website for the list of 30 watt lamps also considered HP/RW T8 lamps.</p> <p><u>Note:</u> <u><i>2ft, 3ft and 4ft non standard linear T8 lamps including U bents when used in combination with CEE’s High Performance /Reduced Wattage T8 Ballast Specifications are considered HP/RW systems..</i></u></p>	

2010 Lighting Rebate

Table A (cont.) NE&C Lighting Controls Incentives:

Please note that only one incentive control strategy will be approved per fixture/area. Also consider using CEE qualified program start parallel wired ballasts for all appropriate control measure codes to ensure longer lamp life over instant start ballasts.

Measure Code	Measure Description	Per Control Incentive	Eligibility Criteria	Min Controlled Wattage	
61	Remote Mounted Occupancy Sensor	\$50	Ceiling mounted control with no manual "ON" overrides. Comply with manufacturer's coverage recommendations.	110	
62	Daylight Dimming System (DDS-FL)	\$25 (per fixture)	Must have continuous dimming or adjust to a minimum of 4 levels. Typical lamping is either a 30 watt or 32 watt T8 lamp or a T5 system.	53 (per fixture)	
63	Occupancy Controlled Step-Dimming System	\$20 (per fixture)	Ballast must be automatically controlled based on occupancy. Power consumption in low mode must not exceed 60%.	53 (per fixture)	
64A	Wall mounted Occupancy Sensors	\$25	Occupancy Sensors must operate as Automatic On and off . Sensors are wall mounted devices only. Not eligible if installed in restrooms, locker rooms, stairwells or rooms of greater than 250 square feet	51	
64B	Wall mounted Vacancy Occupancy Sensors	\$30	Vacancy Sensors must operate as Manual ON, Automatic off . Sensors are wall mounted devices only. Not eligible if installed in restrooms, locker rooms, stairwells or rooms of greater than 250 square feet	51	
65	Photocell Sensors (lighting systems on 24/7)	\$45	Photocell control for lighting systems that operate on 24 hours a day, 7 days a week (8,760 hours annually)	70	
68	High Bay Fluorescent (HIF) Occupancy Control Systems	\$25 (per fixture)	Ballasts must be automatically controlled based on occupancy. Systems with manual "ON" or override switches are not eligible. Sensors to be mounted on individual fixtures only.	110 (per fixture)	

2010 Lighting Rebate

BX Biax / Twin Tube Lamp
HW Hard Wire Fixture
EEMAG Energy-Efficient Magnetic Balt.

EE Energy-Efficient Lamp
ELIG Electronic Ballast
LPF Low Power Ballast Factor < 0.80
HPF High Power Ballast Factor > 1.0

STD Standard Ballast or Lamp
HO High Output Lamp
VHO Very High Output Lamp

Proposed Fixture Codes

High Efficiency MH Lamp/Ballast		
Device Code	Device Description	Rated Watts
1M0100P	100W MH CWA	128
1M0100R	100W MH Linear	118
1M0150P	150W MH CWA	190
1M0150R	150W MH Linear	172
1M0175P	175W MH CWA	208
1M0175R	175W MH Linear	190
1M0200P	200W CWA	232
1M0200R	200W LINEAR	218
1M0250P	250W CWA	288
1M0250R	250W MH LINEAR	265
1M0300P	300W CWA	342
1M0300R	300W Linear	324
1M0320P	320W CWA	365
1M0320R	320W LINEAR	345
1M0350P	350W CWA	400
1M0350R	350W LINEAR	375
1M0400P	400W CWA	455
1M0400R	400W LINEAR	430
1M0450P	450W MH CWA	508
1M0450R	450W MH LINEAR	480
1M0750P	750W MH CWA	815
1M0750R	750W MH Linear	805
1M1000P	1000W CWA	1080

MH Track Lighting		
1M0035E	35W MH SPOT	44
1M0070E	70W MH SPOT	80
1M0100E	100W MH SPOT	111

LED Exit Signs		
1E0002	2.0 WATT LED	2
1E0003	3.0 WATT LED	3
1E0005	5.0 WLED	5
1E0005C	0.5 WATT LEC	0.5
1E0008	8.0 WLED	8
1E0015	1.5 WATT LED	1.5
1E0105	10.5 WATT LED	10.5

Compact Fluorescents (CFL's)		
Device Code	Device Description	Rated Watts
1C0005S	5W COMPACT HW	7
1C0007S	7W COMPACT HW	9
1C0009S	9W COMPACT HW	11
1C0011S	11W COMPACT HW	13
1C0013S	13W COMPACT HW	15
1C0018E	18W COMPACT HW ELIG	20
1C0018S	18W COMPACT HW	20
1C0022S	22W COMPACT HW	24
1C0023E	1/23W COMPACT HW ELIG	25
1C0026E	26W COMPACT HW ELIG	28
1C0026S	26W COMPACT HW	28
1C0028S	28W COMPACT HW	30
1C0032S	32W CIRCLINE HW	34
1C0042E	1/42W COMPACT HW ELIG	48
1C0044S	44W CIRCLINE HW	46
1C0057E	1/57W COMPACT HW ELIG	65
1C2232S	22/32W CIRCLINE HW	58
1C2D10E	10W 2D COMPACT HW ELIG	12
1C2D16E	16W 2D COMPACT HW ELIG	18
1C2D21E	21W 2D COMPACT HW ELIG	22
1C2D28E	28W 2D COMPACT HW ELIG	28
1C2D38E	38W 2D COMP.HW ELIG	36
1C3240S	32/40W CIRCLINE HW	80
2C0005S	2/5W COMPACT HW	14
2C0007S	2/7W COMPACT HW	18
2C0009S	2/9W COMPACT HW	22
2C0011S	2/11W COMPACT HW	26
2C0013E	2/13W COMPACT HW ELIG	28
2C0013S	2/13W COMPACT HW	30
2C0018E	2/18W COMP. HW ELIG	40
2C0026E	2/26W COMP. HW ELIG	54
2C0032E	2'/32W COMPACT HW ELIG	68
2C0042E	2/42W COMPACT HW ELIG	100
3C0009S	3/9W COMPACT HW	33
3C0013S	3/13W COMPACT HW	45
3C0018E	3'/18W COMPACT HW ELIG	60
3C0026E	3/26W COMPACT HW ELIG	82
3C0032E	3/32W COMPACT HW ELIG	114
3C0042E	3/42W COMPACT HW ELIG	141

2010 Lighting Rebate

Proposed Fixture Codes (cont.)

Compact Fluorescents (CFL's) (cont.)		
Device Code	Device Description	Rated Watts
4C0018E	4/18W COMPACT HW ELIG	80
4C0026E	4/26W COMPACT HW ELIG	108
4C0032E	4/32W COMPACT HW ELIG	152
4C0042E	4/42W COMPACT HW ELIG	188
6C0026E	6/26W COMPACT HW ELIG	162
6C0032E	6/32W COMPACT HW ELIG	228
6C0042E	6/42W COMPACT HW ELIG	282
8C0026E	8/26W COMPACT HW ELIG	216
8C0032E	8/32W COMPACT HW ELIG	304
8C0042E	8/42W COMPACT HW ELIG	376

Two Foot Biax Systems (long twin tube lamps)		
Device Code	Device Description	Rated Watts
1F55BXE	1L2' F55BX/ELIG	56
1F80BXE	1L2' F80BXE/ELIG	90
2F40BXE	2L2' F40BX/ELIG	72
2F50BXE	2L2' F50BX/ELIG	108
2F55BXE	2L2' F55BXE/ELIG	112
3F24HSE	3L4' T5HO/ELIG	80
3F40BXE	3L2' F40BX/ELIG	102
3F50BXE	3L2' F50BX/ELIG	162
3F55BXE	3L2' F55BX/ELIG	168
4F36BXE	4L2' F36BX/ELIG	148
4F40BXE	4L2' F40BX/ELIG	144
4F40BXH	4L 40W T5 (Std.) HPF	170
4F50BXE	4L2' F50BX/ELIG	216
4F55BXE	4L2' F55BX/ELIG	224
5F40BXE	5L2' F40BX/ELIG	190
5F50BXE	5L2' F50BX/ELIG	270
5F55BXE	5L2' F55BX/ELIG	280
6F36BXE	6L2' F36BX/ELIG	212
6F40BXE	6L2' F40BX/ELIG	204
6F50BXE	6L2' F50BX/ELIG	324
6F55BXE	6L2' F55BX/ELIG	336
8F36BXE	8L2' F36BX/ELIG	296
8F40BXE	8L2' F40BX/ELIG	288
8F50BXE	8L2' F50BX/ELIG	432
8F55BXE	8L2' F55BX/ELIG	448
9F36BXE	9L2' F36BX/ELIG	318
9F40BXE	9L2' F40BX/ELIG	306
9F50BXE	9L2' F50BX/ELIG	486
9F55BXE	9L2' F55BX/ELIG	504
12F40BE	12L2' F40BX/ELIG	408
12F50BE	12L2' F50BX/ELIG	648
12F55BE	12L2' F55BX/ELIG	672

T5 Systems		
Device Code	Device Description	Rated Watts
1F14SSE	1L2' T5/ELIG	16
1F21SSE	1L3' T5/ELIG	24
1F24HSE	1L2' 24W T5HO/ELIG	29
1F28SSE	1L4' T5/ELIG	32
1F39HSE	1L3' T5 HO/ELIG	42
1F54HSE	1L4' T5 HO/ELIG	59
2F14SSE	2L2' T5/ELIG	34
2F24HSE	2L2' T5HO/ELIG	52
2F21SSE	2L3' T5/ELIG	47
2F28SSE	2L4' T5/ELIG	63
2F39HSE	2L3' T5 HO/ELIG	85
2F54HSE	2L4' T5 HO/ELIG	117
3F54HSE	3L4' T5 HO/ELIG	177
4F54HSE	4L 54W T5 HO	234
5F54HSE	5L4' T5 HO/ELIG	294
6F54HSE	6L 54W T5 HO	351
8F54HSE	8L4' T5 HO/ELIG	468
10F54HSE	10L' 54W T5HO	585

Four Foot Tandem Wired T8 High Performance Systems		
2W32EEL	2L4' TW T8EE/ELEE LPF	24
2W32EEE	2L4' TW T8EE/ELEE	27
3W32EEL	3L4' TW T8EE/ELEE LPF	34
3W32EEE	3L4' TW T8EE/ELEE	39
4W32EEL	4L4' TW T8EE/ELEE LPF	45
4W32EEE	4L4' TW T8EE/ELEE	51

Proposed Fixture Codes (cont.)

Four Foot T8 HP/RW Systems		
Device Code	Device Description	Rated Watts
1F25EEH	1L4' 25W T8EE/EELE HPF	30
1F25EEE	1L4' 25W T8EE/ELEE	22
1F25EEL	1L4' 25W T8EE/ELEE LPF	19
2F25EEH	2L4' 25W T8EE/EELE HPF	57
2F25EEE	2L4' 25W T8EE/ELEE	43
2F25EEL	2L4' 25W T8EE/ELEE LPF	37
3F25EEH	3L4' 25W T8EE/EELE HPF	86
3F25EEE	3L4' 25W T8EE/ELEE	64
3F25EEL	3L4' 25W T8EE/ELEE LPF	57
4F25EEH	4L4' 25W T8EE/EELE HPF	111
4F25EEE	4L4' 25W T8EE/ELEE	86
4F25EEL	4L4' 25W T8EE/ELEE LPF	75
1F28EEH	1L4' 28W T8EE/EELE HPF	33
1F28EEE	1L4' 28W T8EE/ELEE	24
1F28EEL	1L4' 28W T8EE/ELEE LPF	22
2F28EEH	2L4' 28WT8EE/EELE HPF	64
2F28EEE	2L4' 28W T8EE/ELEE	48
2F28EEL	2L4' 28W T8EE/ELEE LPF	42
3F28EEH	3L4' 28W T8EE/EELE HPF	96
3F28EEE	3L4' 28W T8EE/ELEE	72
3F28EEL	3L4' 28W T8EE/ELEE LPF	63
4F28EEH	4L4' 28W T8EE/EELE HPF	126
4F28EEE	4L4' 28W T8EE/ELEE	94
4F28EEL	4L4' 28W T8EE/ELEE LPF	83

Four Foot T8 HP/RW Systems (cont.)		
Device Code	Device Description	Rated Watts
1F30EEH	1L4' 30W T8EE/EELE HPF	36
1F30EEE	1L4' 30W T8EE/ELEE	26
1F30EEL	1L4' 30W T8EE/ELEE LPF	24
2F30EEH	2L4' 30WT8EE/EELE HPF	69
2F30EEE	2L4' 30W T8EE/ELEE	52
2F30EEL	2L4' 30W T8EE/ELEE LPF	45
3F30EEH	3L4' 30W T8EE/EELE HPF	103
3F30EEE	3L4' 30W T8EE/ELEE	77
3F30EEL	3L4' 30W T8EE/ELEE LPF	68
4F30EEH	4L4' 30W T8EE/EELE HPF	133
4F30EEE	4L4' 30W T8EE/ELEE	101
4F30EEL	4L4' 30W T8EE/ELEE LPF	89
1F32EEH	1L4' T8EE/ELEE LPF	38
1F32EEE	1L4' T8EE/ELEE	28
1F32EEL	1L4' T8EE/ELEE LPF	25
2F32EEH	2L4' T8EE/ELEE HPF	73
2F32EEE	2L4' T8EE/ELEE	53
2F32EEL	2L4' T8EE/ELEE LPF	47
3F32EEH	3L4' T8EE/ELEE/HPF	109
3F32EEE	3L4' T8EE/ELEE	82
3F32EEL	3L4' T8EE/ELEE LPF	72
4F32EEH	4L4' T8EE/ELEE HPF	141
4F32EEE	4L4' T8EE/ELEE	107
4F32EEL	4L4' T8EE/ELEE LPF	95
5F32EEH	5L4' T8EE/ELEE HPF	182
6F32EEH	6L4' T8EE/ELEE HPF	218
8F32EEH	8L4' T8EE/ELEE HPF	282